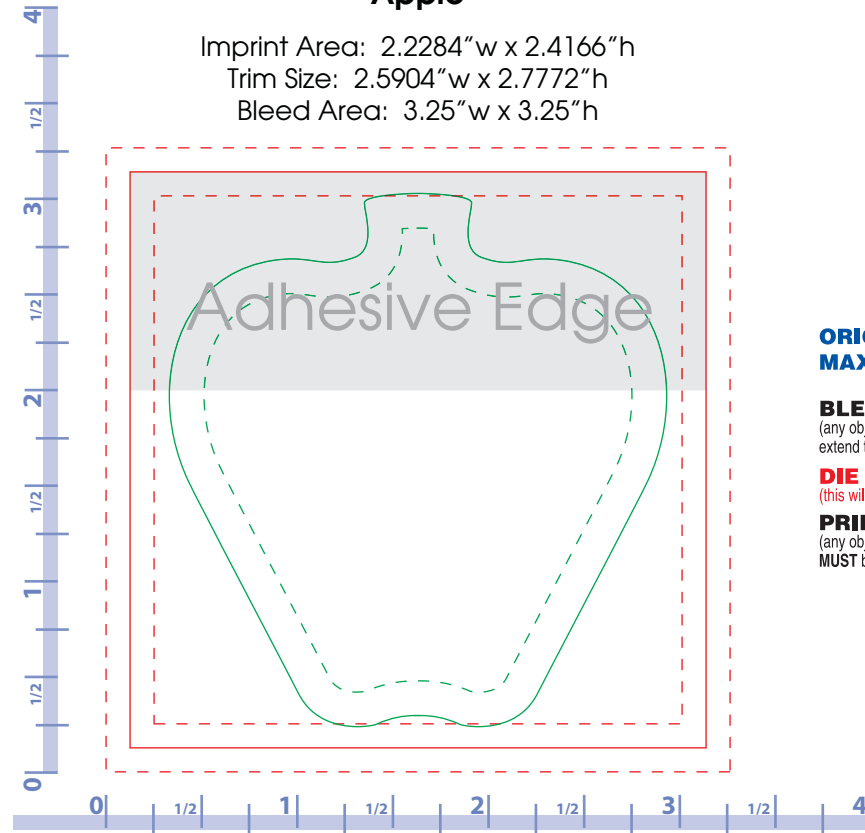


Apple

Imprint Area: 2.2284" w x 2.4166" h

Trim Size: 2.5904" w x 2.7772" h

Bleed Area: 3.25" w x 3.25" h



ORIGINAL PAD SIZE
MAX. DIE CUT SIZE

BLEED AREA
(any objects intended to bleed must extend to the outside of the die cut format)

DIE CUT EDGE
(this will be the actual edge of the pad)

PRINT MARGIN
(any objects NOT intended to bleed MUST be inside this print margin)

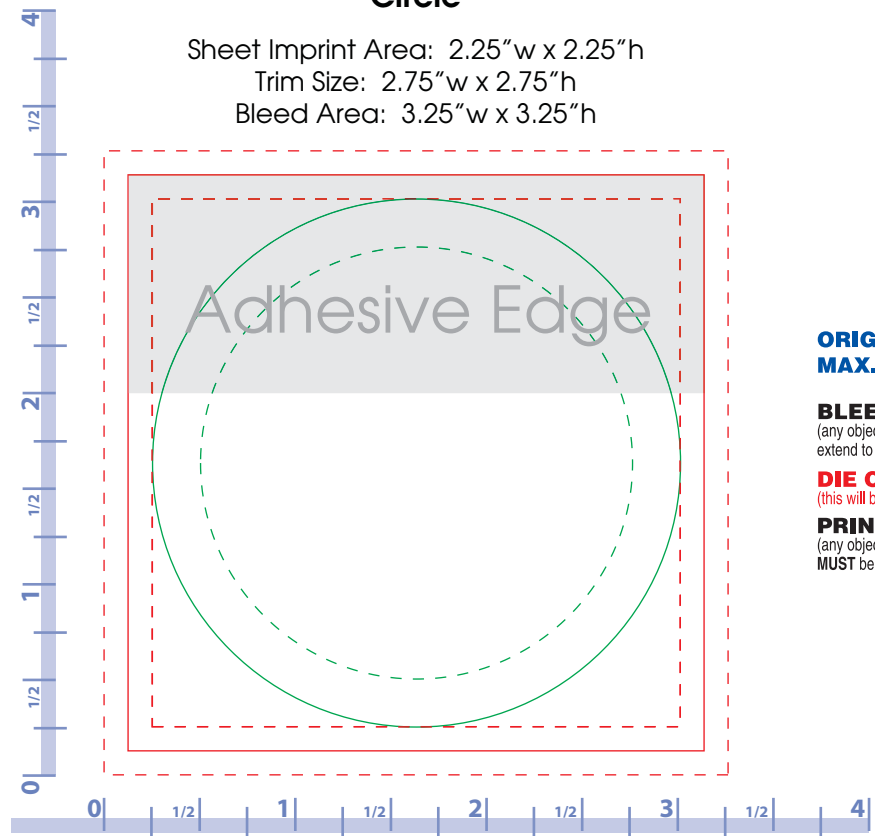
RULER IS IN INCHES. VERIFY RULER ACCURACY ONCE PRINTED OUT ONTO PAPER.

Circle

Sheet Imprint Area: 2.25"w x 2.25"h

Trim Size: 2.75"w x 2.75"h

Bleed Area: 3.25"w x 3.25"h

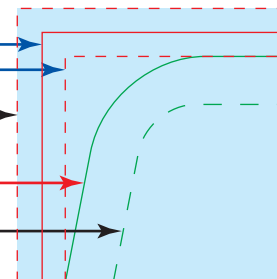


ORIGINAL PAD SIZE
MAX. DIE CUT SIZE

BLEED AREA
(any objects intended to bleed must extend to the outside of the die cut format)

DIE CUT EDGE
(this will be the actual edge of the pad)

PRINT MARGIN
(any objects NOT intended to bleed MUST be inside this print margin)



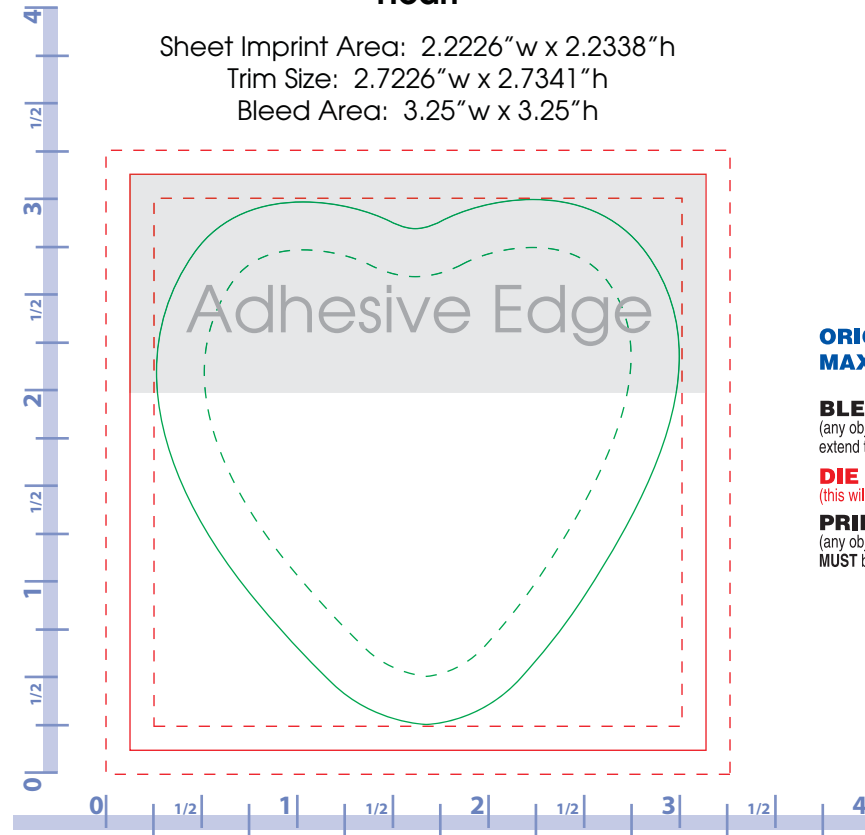
RULER IS IN INCHES. VERIFY RULER ACCURACY ONCE PRINTED OUT ONTO PAPER.

Heart

Sheet Imprint Area: 2.2226"w x 2.2338"h

Trim Size: 2.7226"w x 2.7341"h

Bleed Area: 3.25"w x 3.25"h



ORIGINAL PAD SIZE
MAX. DIE CUT SIZE

BLEED AREA
(any objects intended to bleed must extend to the outside of the die cut format)

DIE CUT EDGE
(this will be the actual edge of the pad)

PRINT MARGIN
(any objects **NOT** intended to bleed **MUST** be inside this print margin)

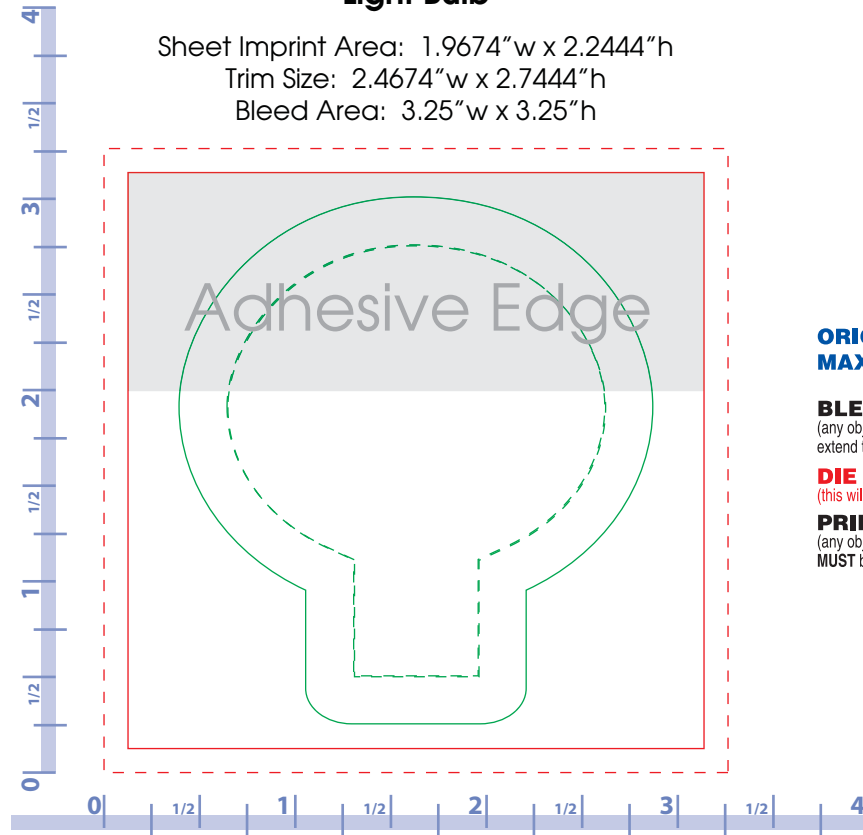
RULER IS IN INCHES. VERIFY RULER ACCURACY ONCE PRINTED OUT ONTO PAPER.

Light Bulb

Sheet Imprint Area: 1.9674"w x 2.2444"h

Trim Size: 2.4674"w x 2.7444"h

Bleed Area: 3.25"w x 3.25"h

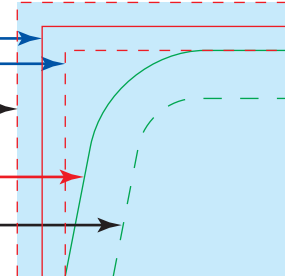


ORIGINAL PAD SIZE
MAX. DIE CUT SIZE

BLEED AREA
(any objects intended to bleed must extend to the outside of the die cut format)

DIE CUT EDGE
(this will be the actual edge of the pad)

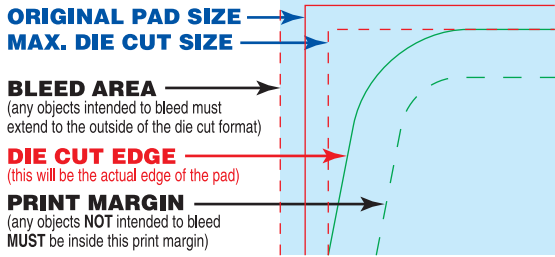

PRINT MARGIN
(any objects NOT intended to bleed MUST be inside this print margin)



RULER IS IN INCHES. VERIFY RULER ACCURACY ONCE PRINTED OUT ONTO PAPER.

Octagon

Sheet Imprint Area: 2.2486" w x 2.2486" h
Trim Size: 2.7486" w x 2.7486" h
Bleed Area: 3.25" w x 3.25" h




RULER IS IN INCHES. VERIFY RULER ACCURACY ONCE PRINTED OUT ONTO PAPER.

Shamrock

Sheet Imprint Area: 2.3248" w x 2.4123" h

Trim Size: 2.7144" w x 2.8047" h

Bleed Area: 3.25" w x 3.25" h

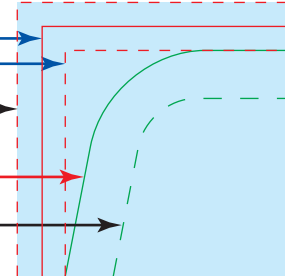


ORIGINAL PAD SIZE
MAX. DIE CUT SIZE

BLEED AREA
(any objects intended to bleed must extend to the outside of the die cut format)

DIE CUT EDGE
(this will be the actual edge of the pad)

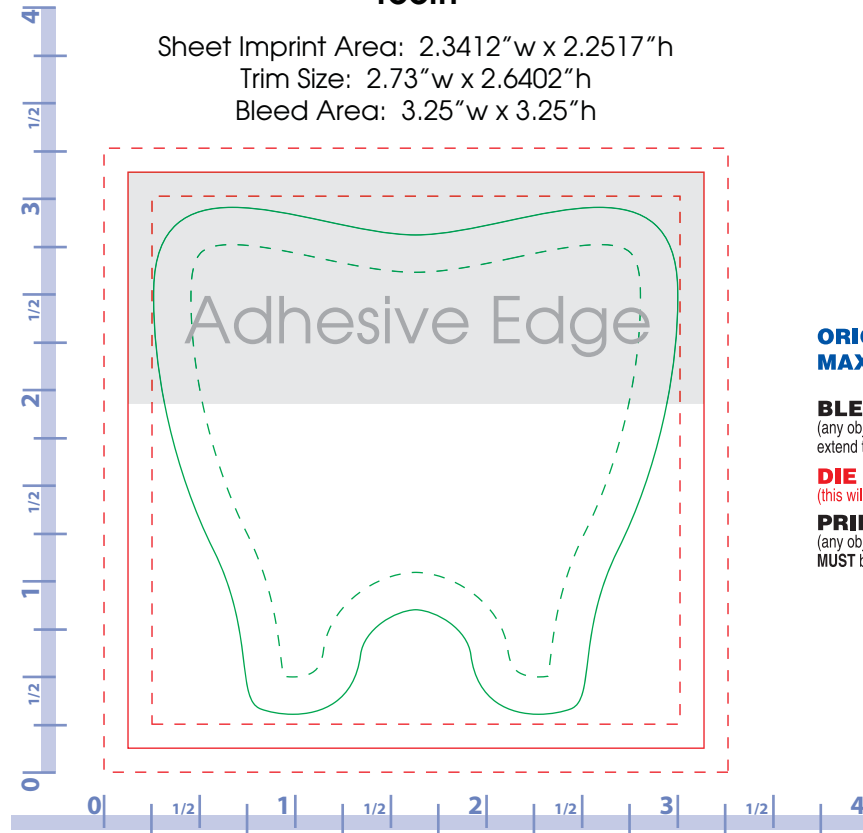
PRINT MARGIN
(any objects NOT intended to bleed MUST be inside this print margin)



RULER IS IN INCHES. VERIFY RULER ACCURACY ONCE PRINTED OUT ONTO PAPER.

Tooth

Sheet Imprint Area: 2.3412" w x 2.2517" h
Trim Size: 2.73" w x 2.6402" h
Bleed Area: 3.25" w x 3.25" h

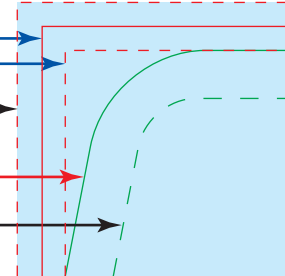


ORIGINAL PAD SIZE
MAX. DIE CUT SIZE

BLEED AREA
(any objects intended to bleed must extend to the outside of the die cut format)

DIE CUT EDGE
(this will be the actual edge of the pad)

PRINT MARGIN
(any objects NOT intended to bleed MUST be inside this print margin)



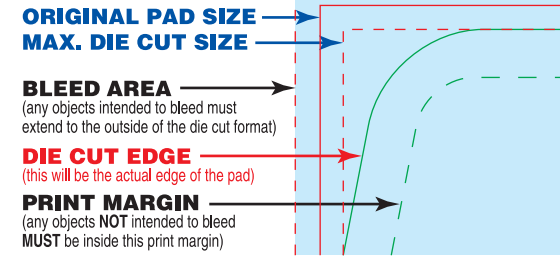
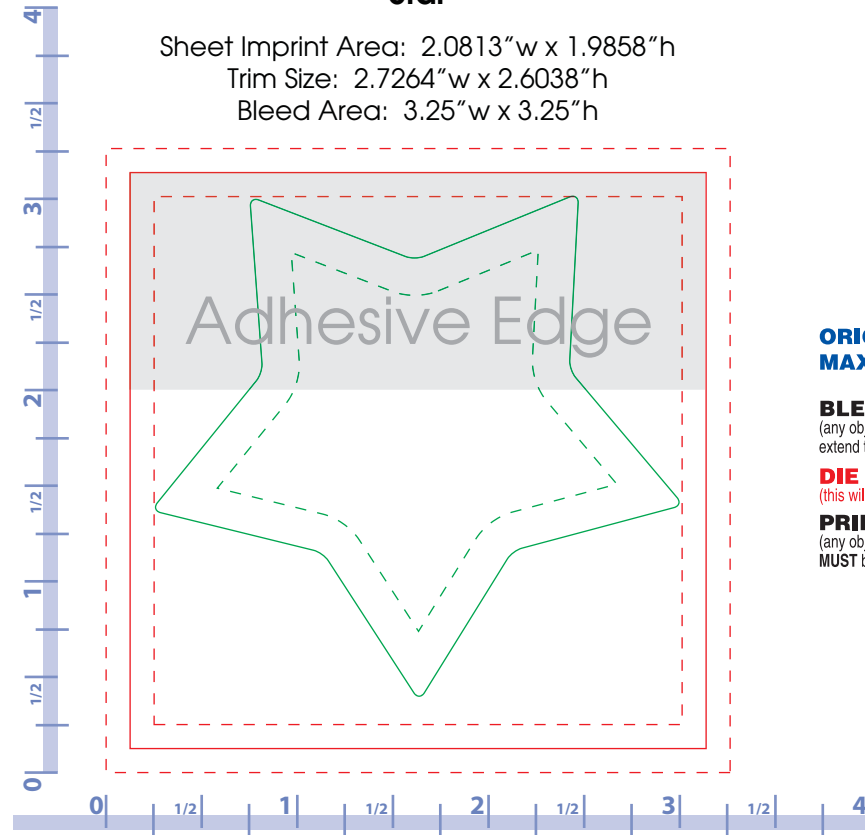
RULER IS IN INCHES. VERIFY RULER ACCURACY ONCE PRINTED OUT ONTO PAPER.

Star

Sheet Imprint Area: 2.0813"w x 1.9858"h

Trim Size: 2.7264"w x 2.6038"h

Bleed Area: 3.25"w x 3.25"h




RULER IS IN INCHES. VERIFY RULER ACCURACY ONCE PRINTED OUT ONTO PAPER.

Arrow

Sheet Imprint Area: 2.1922" w x 2.25" h

Trim Size: 2.75" w x 2.75" h

Bleed Area: 3.25" w x 3.25" h

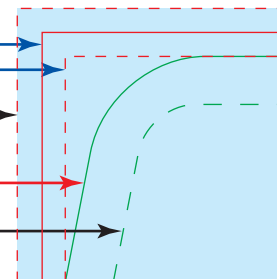


ORIGINAL PAD SIZE
MAX. DIE CUT SIZE

BLEED AREA
(any objects intended to bleed must extend to the outside of the die cut format)

DIE CUT EDGE
(this will be the actual edge of the pad)

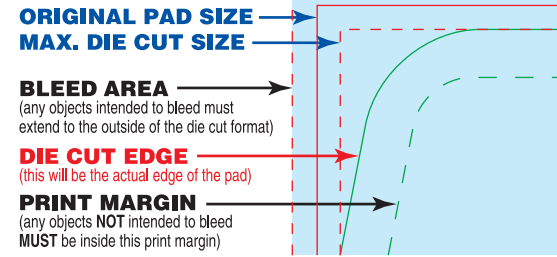

PRINT MARGIN
(any objects NOT intended to bleed MUST be inside this print margin)



RULER IS IN INCHES. VERIFY RULER ACCURACY ONCE PRINTED OUT ONTO PAPER.

Paw

Sheet Imprint Area: 2.25" w x 2.25" h
Trim Size: 2.75" w x 2.75" h
Bleed Area: 3.25" w x 3.25" h



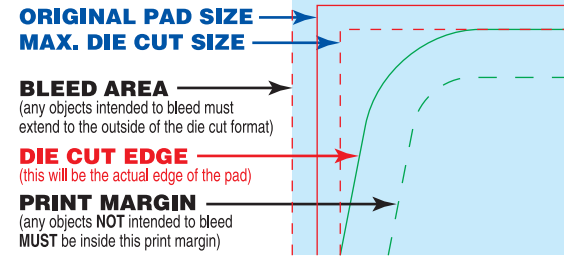
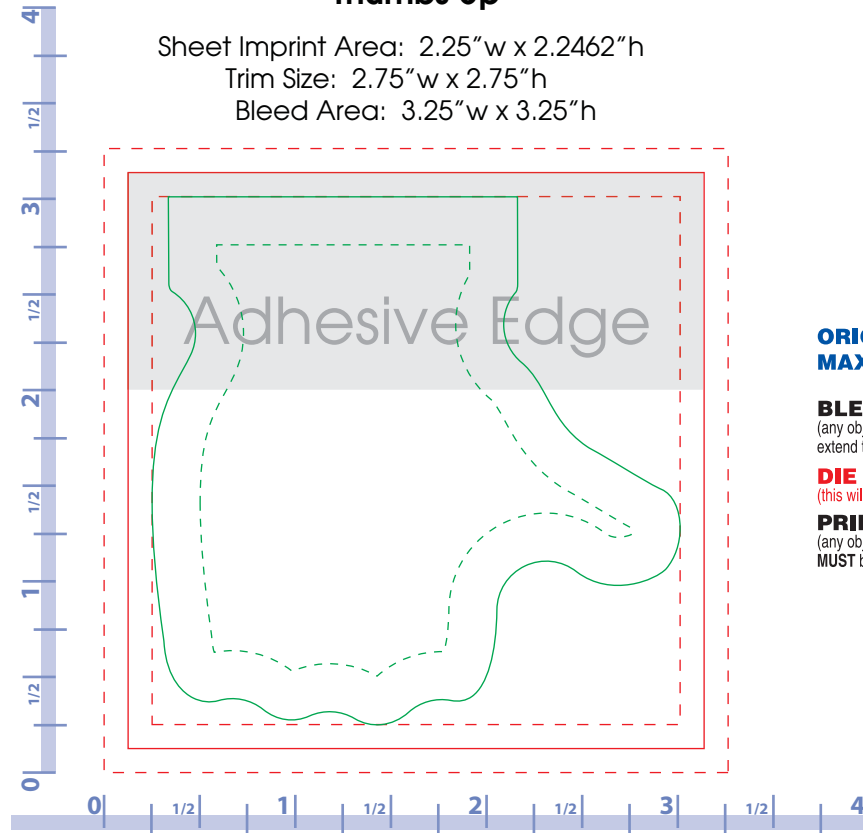
RULER IS IN INCHES. VERIFY RULER ACCURACY ONCE PRINTED OUT ONTO PAPER.

Thumbs Up

Sheet Imprint Area: 2.25"w x 2.2462"h

Trim Size: 2.75"w x 2.75"h

Bleed Area: 3.25"w x 3.25"h



RULER IS IN INCHES. VERIFY RULER ACCURACY ONCE PRINTED OUT ONTO PAPER.